



Oral Drills for Mastering Essential Keyboard Facts

Say these words out loud as you play this drill.




Musical staff with notes and fingerings for the first drill. The notes are: G3 (finger 3), F3 (finger 1), E3 (finger 2), D3 (finger 3), C3 (finger 1), B2 (finger 2), A2 (finger 3), G2 (finger 4).

B \flat major 2 flats B \flat major 2 flats B \flat major 2 flats B \flat major 2 flats




Musical staff with notes and fingerings for the second drill. The notes are: G3 (finger 3), F3 (finger 2), E3 (finger 1), D3 (finger 3), C3 (finger 2), B2 (finger 1), A2 (finger 3), G2 (finger 3).

B \flat major 2 flats B \flat major 2 flats B \flat major 2 flats B \flat major, 2 flats



Musical staff with chords for the third drill. The chords are: I, IV, V, V7, I.

I IV V V7 I



Musical staff with chords for the fourth drill. The chords are: Tonic, Subdominant, Dominant, Dominant Seventh, Tonic.

Tonic Subdominant Dominant Dominant Seventh Tonic

Pronunciation of Analytical Symbols:

I is pronounced "one."

IV is pronounced "four."

V is pronounced "five."

V7 is pronounced "five seven."

Provided courtesy of www.pianomz.com

Visit our Web site for additional information and free music.