



Oral Drills for Mastering Essential Keyboard Facts

Say these words out loud as you play this drill.



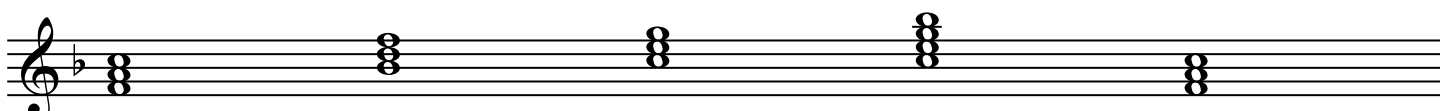
Musical staff showing notes and fingerings for the first drill. The notes are: F (finger 1), Bb (finger 2), D (finger 3), F (finger 4), Ab (finger 1), Bb (finger 2), D (finger 3), F (finger 4).

F major 1 flat F major 1 flat F major 1 flat F major 1 flat



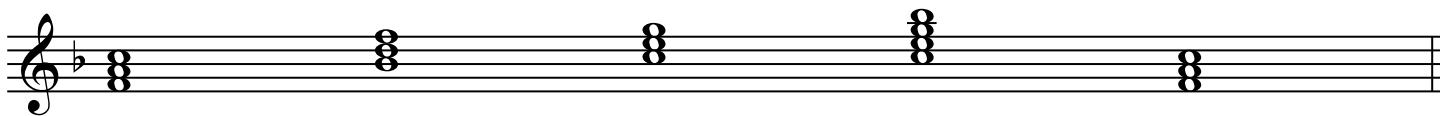
Musical staff showing notes and fingerings for the second drill. The notes are: D (finger 3), Bb (finger 2), F (finger 1), Ab (finger 4), Bb (finger 3), D (finger 2), F (finger 1).

F major 1 flat F major 1 flat F major 1 flat F major, 1 flat



Musical staff showing chords: I, IV, V, V7, I.

I IV V V7 I



Musical staff showing chords: Tonic, Subdominant, Dominant, Dominant Seventh, Tonic.

Tonic Subdominant Dominant Dominant Seventh Tonic

Pronunciation of Analytical Symbols:

I is pronounced "one."

IV is pronounced "four."

V is pronounced "five."

V7 is pronounced "five seven."

Provided courtesy of www.pianomz.com

Visit our Web site for additional information and free music.